



## Report on Student Outcomes and School Climate

### OurSCHOOL Secondary School Survey (9082)

### National Sports School Highlights

Your version of the **OurSCHOOL** student survey measures 31 indicators based on the most recent research on school and classroom effectiveness. This report provides highlights based on data from 134 students in this school that participated in the survey between 9 May, 2023 and 18 May, 2023. The number of students by grade level is:

- |            |    |            |    |
|------------|----|------------|----|
| • grade 8: | 31 | • grade11: | 34 |
| • grade 9: | 29 | • grade12: | 19 |
| • grade10: | 21 |            |    |

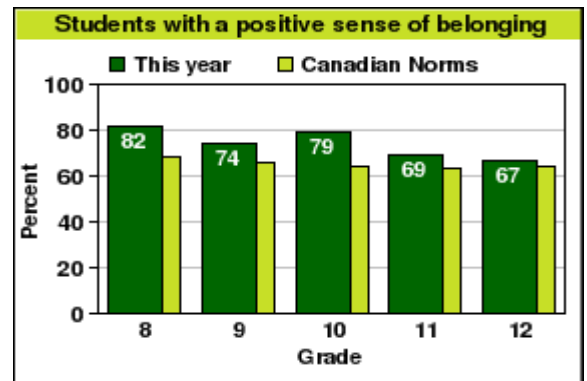
The bar charts show the results by grade for grades with at least 5 students. These are compared with Canadian norms, which are based on last year's results for all students using the OurSCHOOL survey at the grade levels found in this school. For details on the survey see [www.thelearningbar.com](http://www.thelearningbar.com).

## Social-Emotional Outcomes

### Students with a positive sense of belonging

Students who feel accepted and valued by their peers and by others at their school.

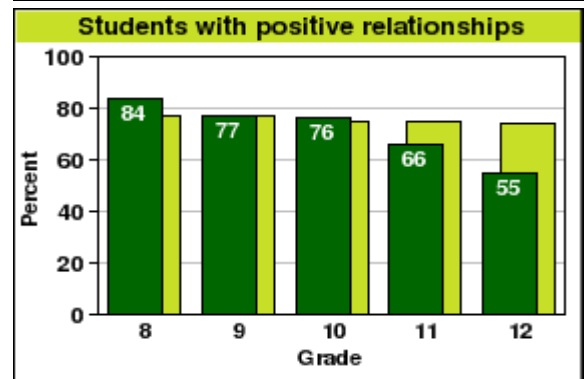
- 75% of students in this school had a high sense of belonging; the Canadian norm for these grades is 65%.
- 66% of the girls and 80% of the boys in this school had a high sense of belonging. The Canadian norm for girls is 60% and for boys is 70%.



### Students with positive relationships

Students who have friends at school they can trust and who encourage them to make positive choices.

- In this school, 73% of students had positive relationships; the Canadian norm for these grades is 76%.
- 71% of the girls and 74% of the boys in this school had positive relationships. The Canadian norm for girls is 78% and for boys is 73%.





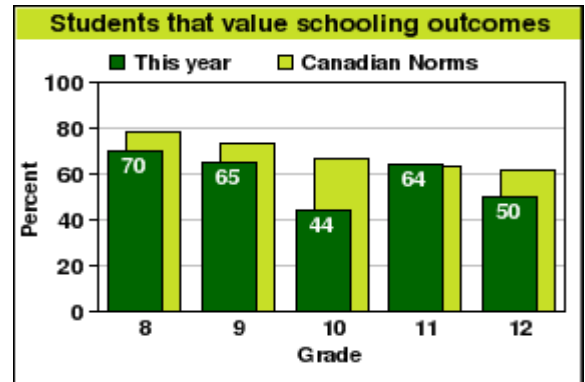
## Report on Student Outcomes and School Climate OurSCHOOL Secondary School Survey (9082) National Sports School Highlights

### Social-Emotional Outcomes

#### Students that value schooling outcomes

Students who believe that education will benefit them personally and economically, and will have a strong bearing on their future.

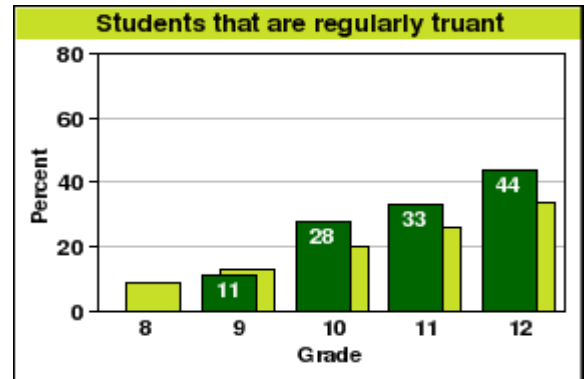
- 60% of students in this school valued school outcomes; the Canadian norm for these grades is 69%.
- 65% of the girls and 57% of the boys in this school valued school outcomes. The Canadian norm for girls is 70% and for boys is 67%.



#### Students that are regularly truant

Students who skip classes or miss days at school without a reason, or arrive late for school or classes.

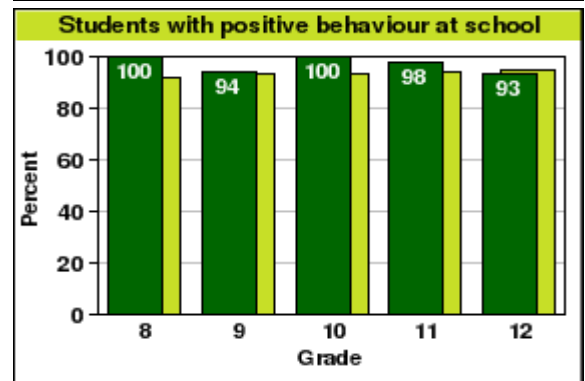
- In this school, the student truancy rate was 22%; the Canadian norm for these grades is 20%.
- In this school, the truancy rate for girls was 25% and for boys, 20%. The Canadian norm for girls is 18% and for boys is 23%.



#### Students with positive behaviour at school

Students that do not get in trouble at school for disruptive or inappropriate behaviour.

- In this school, 97% of students had positive behaviour; the Canadian norm for these grades is 93%.
- 99% of the girls and 97% of the boys in this school with positive student behaviour at school. The Canadian norm for girls is 97% and for boys is 90%.





## Report on Student Outcomes and School Climate

### OurSCHOOL Secondary School Survey (9082)

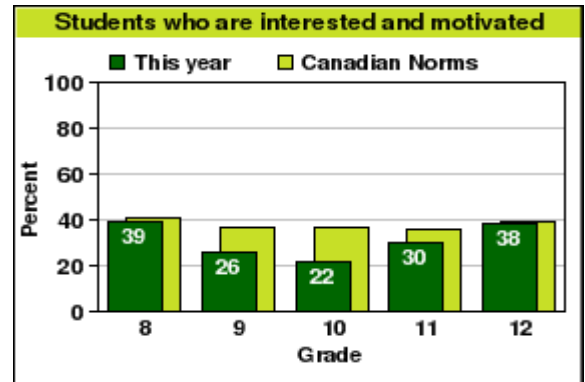
### National Sports School Highlights

## Social-Emotional Outcomes

### Students who are interested and motivated

Students who are interested and motivated in their learning.

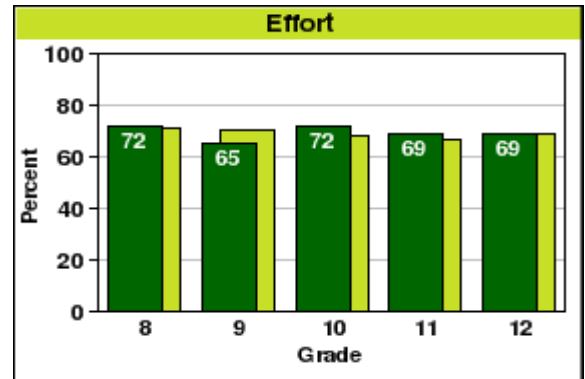
- 31% of students in this school were interested and motivated; the Canadian norm for these grades is 38%.
- 31% of the girls and 33% of the boys in this school were interested and motivated. The Canadian norm for girls is 38% and for boys is 38%.



### Effort

Students who try hard to succeed in their learning.

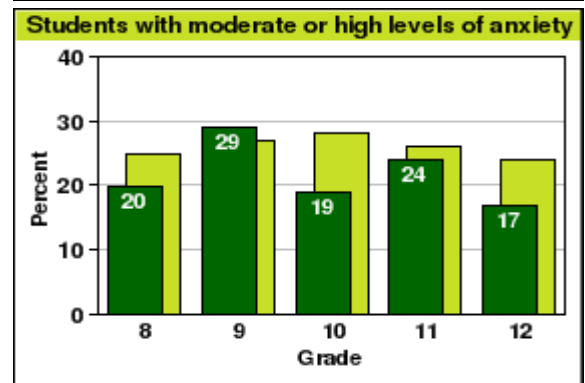
- 69% of students in this school tried hard to succeed; the Canadian norm for these grades is 69%.
- 78% of the girls and 66% of the boys in this school tried hard to succeed. The Canadian norm for girls is 71% and for boys is 67%.



### Students with moderate or high levels of anxiety

Students who have intense feelings of fear, intense anxiety, or worry about particular events or social situations.

- 22% of students in this school had moderate to high levels of anxiety; the Canadian norm for these grades is 26%.
- 39% of the girls and 11% of the boys in this school had moderate to high levels of anxiety. The Canadian norm for girls is 36% and for boys is 16%.





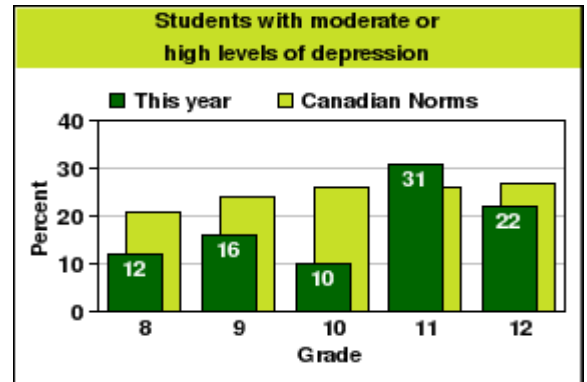
## Report on Student Outcomes and School Climate OurSCHOOL Secondary School Survey (9082) National Sports School Highlights

### Social-Emotional Outcomes

#### Students with moderate or high levels of depression

Students who have prolonged periods when they feel sad, discouraged, and inadequate.

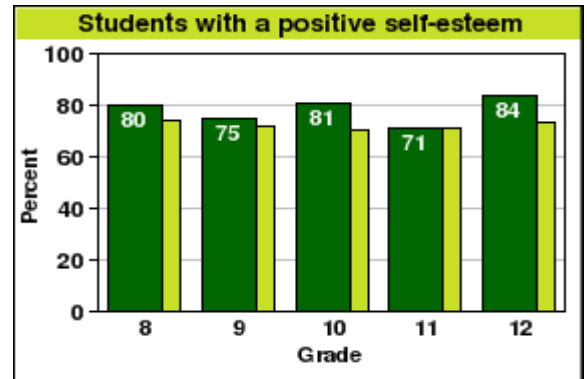
- 18% of students in this school had moderate to high levels of depression; the Canadian norm for these grades is 25%.
- 31% of the girls and 12% of the boys in this school had moderate to high levels of depression. The Canadian norm for girls is 33% and for boys is 17%.



#### Students with a positive self-esteem

Students who like and accept themselves, and are proud of their accomplishments.

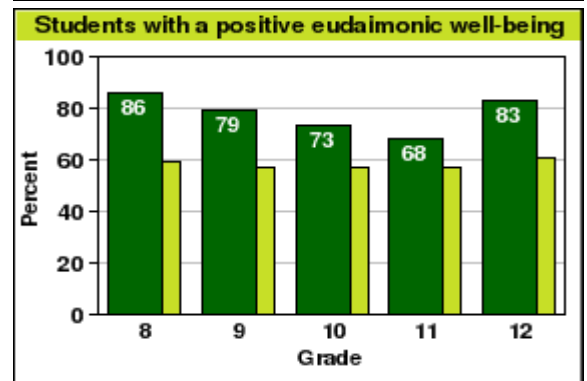
- 78% of students in this school had high self-esteem; the Canadian norm for these grades is 72%.
- 73% of the girls and 81% of the boys in this school had high self-esteem. The Canadian norm for girls is 66% and for boys is 78%.



#### Students with a positive eudaimonic well-being

Students with positive eudaimonia pursue personally expressive goals and have a sense of purpose in their life.

- 77% of students in this school had positive eudaimonia; the Canadian norm for these grades is 58%.
- 68% of the girls and 85% of the boys in this school had positive eudaimonia. The Canadian norm for girls is 55% and for boys is 61%.





## Report on Student Outcomes and School Climate

### OurSCHOOL Secondary School Survey (9082)

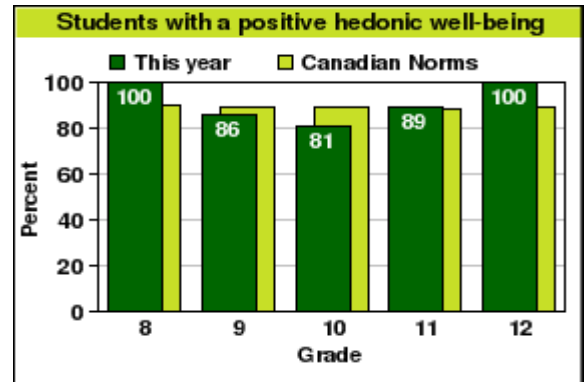
#### National Sports School Highlights

## Social-Emotional Outcomes

### Students with a positive hedonic well-being

Students with positive hedonia pursue activities that are fun and interesting to them.

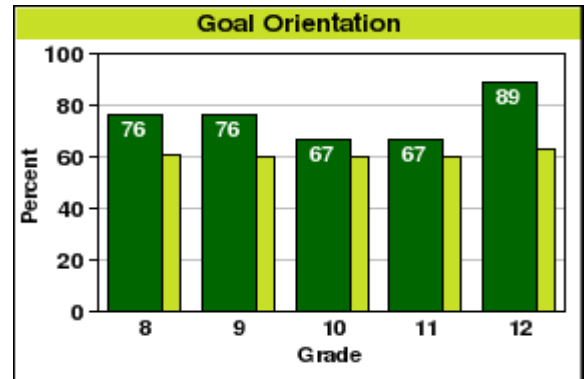
- 91% of students in this school had positive hedonia; the Canadian norm for these grades is 89%.
- 88% of the girls and 93% of the boys in this school had positive hedonia. The Canadian norm for girls is 89% and for boys is 89%.



### Goal Orientation

Students who set relevant, attainable goals and exert deliberate and persistent effort to achieve them.

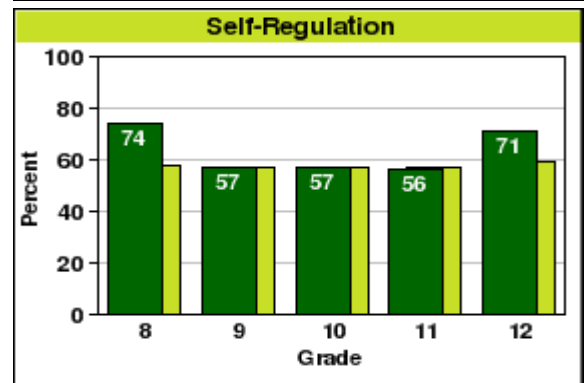
- 74% of students in this school had a positive goal orientation; the Canadian norm for these grades is 61%.
- 67% of the girls and 78% of the boys in this school had a positive goal orientation. The Canadian norm for girls is 58% and for boys is 63%.



### Self-Regulation

Students who have the ability to consciously control their emotions and behaviours and maintain focus on a task.

- 62% of students in this school had positive self-regulation; the Canadian norm for these grades is 57%.
- 48% of the girls and 73% of the boys in this school had positive self-regulation. The Canadian norm for girls is 52% and for boys is 63%.

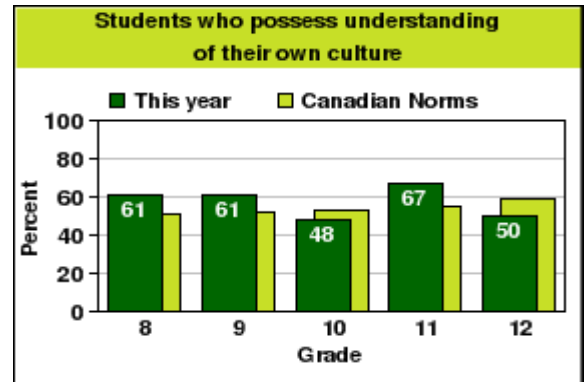


## Social-Emotional Outcomes

### Students who possess understanding of their own culture

Students who have an understanding of the beliefs, values, attitudes and behaviours of their own culture.

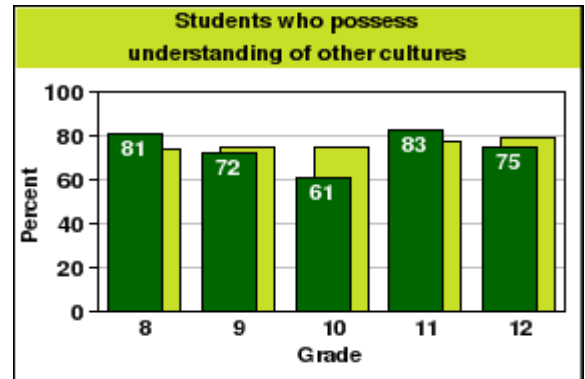
- 59% of students in this school had awareness of their own culture; the Canadian norm for these grades is 54%.
- 60% of the girls and 59% of the boys in this school had awareness of their own culture. The Canadian norm for girls is 57% and for boys is 51%.



### Students who possess understanding of other cultures

Students who have an understanding of the beliefs, values, attitudes and behaviours of those from other cultures.

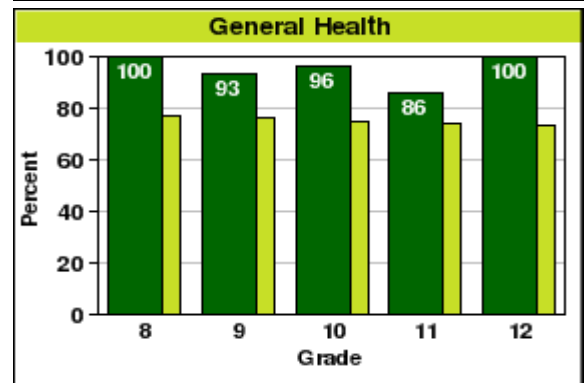
- 76% of students in this school had awareness of other cultures; the Canadian norm for these grades is 76%.
- 81% of the girls and 72% of the boys in this school had awareness of other cultures. The Canadian norm for girls is 82% and for boys is 70%.



### General Health

Students who consider their own general health to be good to excellent.

- 94% of students in this school reported having positive general health; the Canadian norm for these grades is 75%.
- 92% of the girls and 95% of the boys in this school reported having positive general health. The Canadian norm for girls is 71% and for boys is 79%.





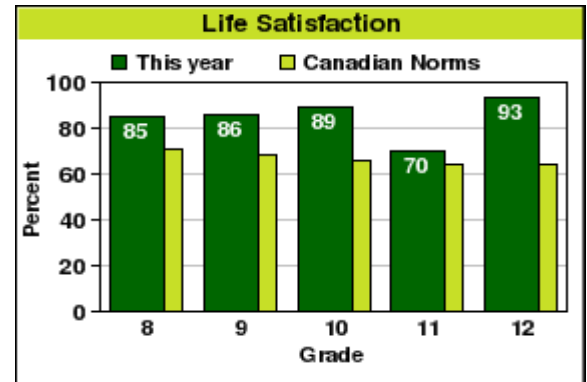
## Report on Student Outcomes and School Climate OurSCHOOL Secondary School Survey (9082) National Sports School Highlights

### Social-Emotional Outcomes

#### Life Satisfaction

Students who are satisfied with the overall quality of their lives.

- 82% of students in this school had positive life satisfaction; the Canadian norm for these grades is 66%.
- 76% of the girls and 86% of the boys in this school had positive life satisfaction. The Canadian norm for girls is 60% and for boys is 72%.

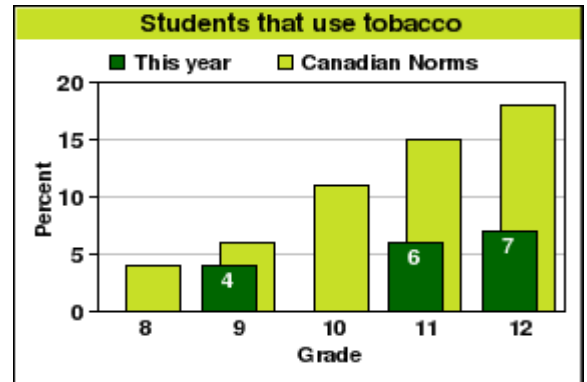


## Physical Health Outcomes

### Students that use tobacco

The percentage of students that use tobacco occasionally or at least once every day.

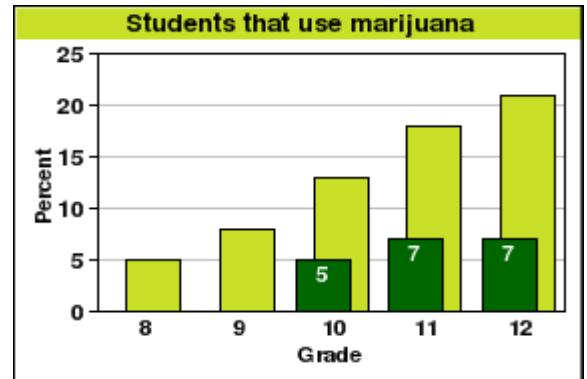
- 3% of students in this school indicated they were occasional or regular tobacco users; the Canadian norm for these grades is 11%.
- 0% of the girls and 6% of the boys in this school were occasional and regular tobacco users. The Canadian norm for girls is 9% and for boys is 12%.



### Students that use marijuana

The percentage of students that use marijuana occasionally or at least once every day.

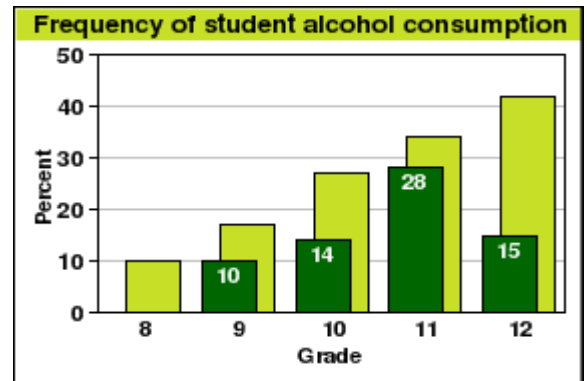
- 4% of students in this school indicated they were occasional or regular marijuana users; the Canadian norm for these grades is 13%.
- 2% of the girls and 5% of the boys in this school were occasional and regular marijuana users. The Canadian norm for girls is 12% and for boys is 14%.



### Frequency of student alcohol consumption

The percentage of students who have at least one drink of alcohol per week.

- 14% of students in this school have had at least one alcoholic drink per week; the Canadian norm for these grades is 26%.
- 22% of the girls and 10% of the boys in this school have had at least one alcoholic drink one or more times per week. The Canadian norm for girls is 24% and for boys is 27%.



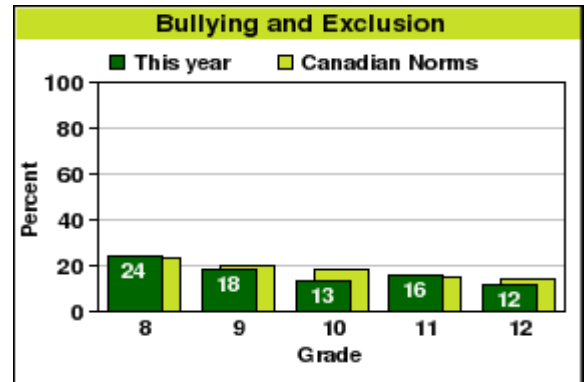


## DRIVERS of Student Outcomes

### Bullying and Exclusion

Students who are subjected to physical, social, or verbal bullying, or are bullied over the internet.

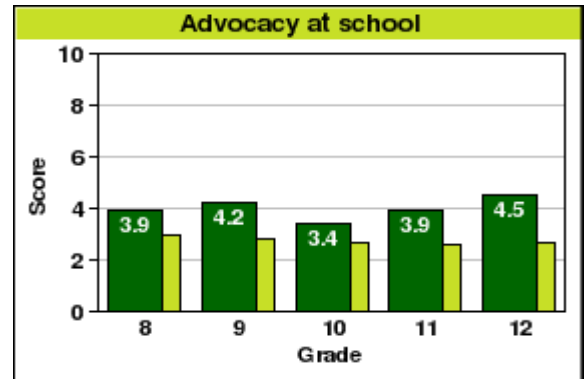
- 17% of students in this school were victims of moderate to severe bullying in the previous month; the Canadian norm for these grades is 18%.
- 11% of the girls and 21% of the boys in this school were victims of moderate to severe bullying in the previous month. The Canadian norm for girls is 17% and for boys is 19%.



### Advocacy at school

Students who feel they have someone at school who consistently provides encouragement and can be turned to for advice.

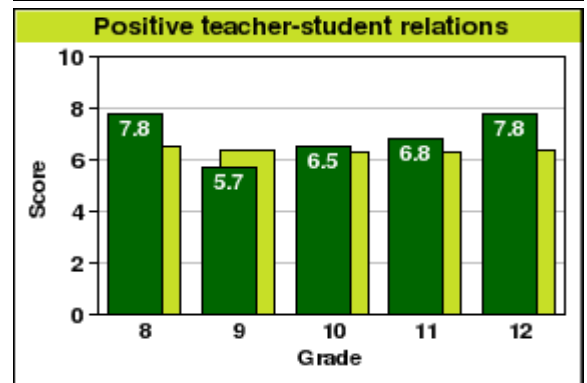
- In this school, students rated advocacy at school 3.9 out of 10; the Canadian norm for these grades is 2.8.
- In this school, advocacy at school was rated 3.7 out of 10 by girls and 4.1 out of 10 by boys. The Canadian norm for girls is 2.6 and for boys is 2.9.



### Positive teacher-student relations

Students who feel teachers are responsive to their needs, and encourage independence with a democratic approach.

- In this school, positive teacher-student relations were rated 6.9 out of 10; the Canadian norm for these grades is 6.4.
- In this school, positive teacher-student relations were rated 6.8 out of 10 by girls and 7 out of 10 by boys. The Canadian norm for girls is 6.3 and for boys is 6.4.





## Report on Student Outcomes and School Climate

### OurSCHOOL Secondary School Survey (9082)

### National Sports School Highlights

## DRIVERS of Student Outcomes

### Positive learning climate

There are clear rules and expectations for classroom behaviour. Students understand these and teachers maintain high expectations that they be followed.

- In this school, students rated disciplinary climate of the classroom 6.8 out of 10; the Canadian norm for these grades is 6.3.
- In this school, disciplinary climate of the classroom was rated 6.7 out of 10 by girls and 7 out of 10 by boys. The Canadian norm for girls is 6.3 and for boys is 6.3.

### Expectations for success

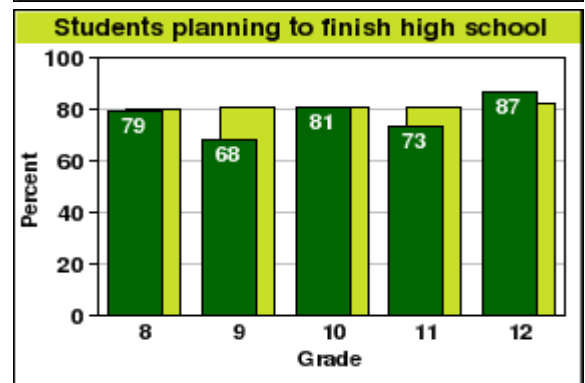
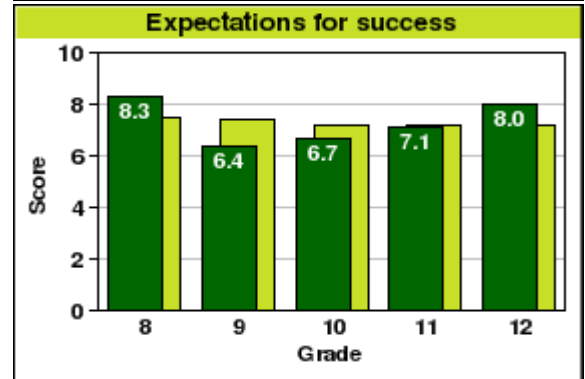
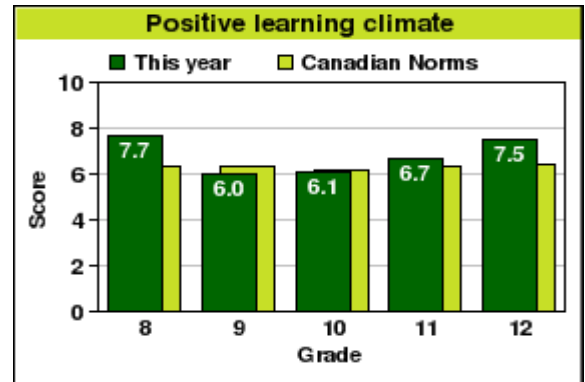
The school staff emphasizes academic skills and hold high expectations for all students to succeed.

- In this school, students rated teachers' expectations for academic success 7.3 out of 10; the Canadian norm for these grades is 7.3.
- In this school, teachers' expectations for academic success were rated 7.4 out of 10 by girls and 7.4 out of 10 by boys. The Canadian norm for girls is 7.4 and for boys is 7.2.

### Students planning to finish high school

Students who plan to finish high school.

- 77% of students in this school had aspirations for finishing high school; the Canadian norm for these grades is 81%.
- 82% of the girls and 75% of the boys in this school had aspirations for finishing high school. The Canadian norm for girls is 85% and for boys is 77%.





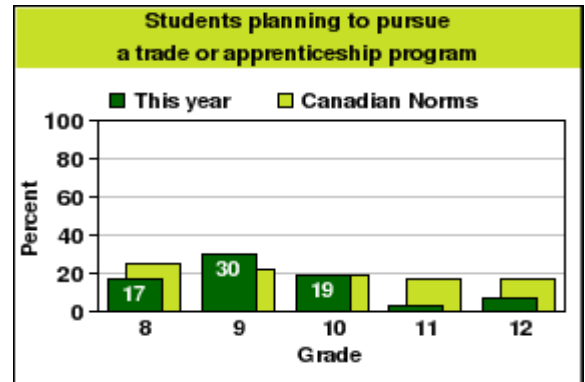
## Report on Student Outcomes and School Climate OurSCHOOL Secondary School Survey (9082) National Sports School Highlights

### DRIVERS of Student Outcomes

#### Students planning to pursue a trade or apprenticeship program

Students who plan to finish high school, and afterwards pursue a trade or apprenticeship program.

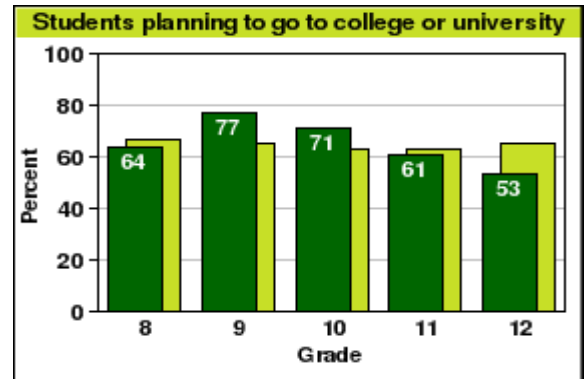
- 15% of students in this school planned to pursue a trade or apprenticeship program; the Canadian norm for these grades is 20%.
- 6% of the girls and 22% of the boys in this school planned to pursue a trade or apprenticeship program. The Canadian norm for girls is 17% and for boys is 24%.



#### Students planning to go to college or university

Students who plan to pursue a post-secondary education.

- 66% of students in this school had aspirations for pursuing a post-secondary education; the Canadian norm for these grades is 65%.
- 73% of the girls and 59% of the boys in this school had aspirations for going to college or university. The Canadian norm for girls is 72% and for boys is 57%.





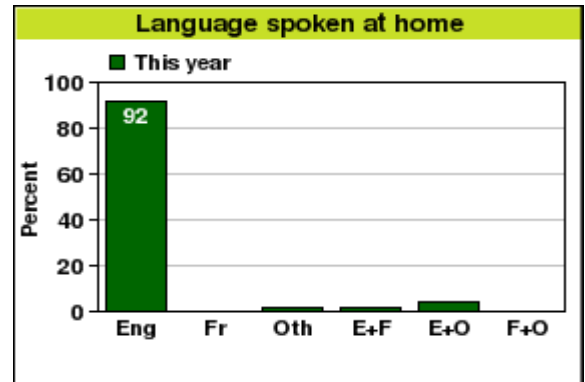
## Report on Student Outcomes and School Climate OurSCHOOL Secondary School Survey (9082) National Sports School Highlights

### Demographic Factor Drill-Downs

#### Language spoken at home

Students are asked to indicate the language they speak most often at home.

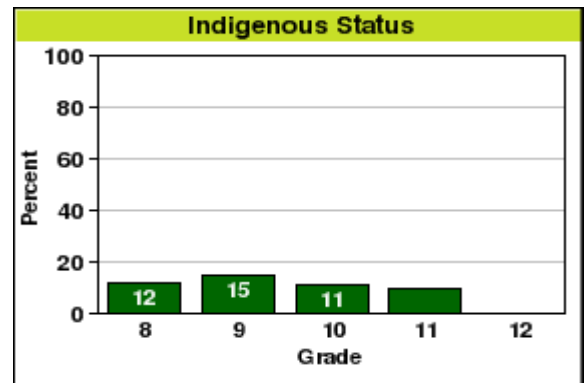
- 92% of students in this school speak English at home.
- 0% of students in this school speak French at home.
- 2% of students in this school speak other languages at home.
- 2% of students in this school speak English and French at home.
- 4% of students in this school speak English and another languages at home.
- 0% of students in this school speak French and another languages at home.



#### Indigenous Status

Students who identified as Indigenous, that is, First Nations, Métis, or Inuk.

- 10% of students in this school identified as Indigenous.
- 7% of the girls and 13% of the boys in this school identified as Indigenous.



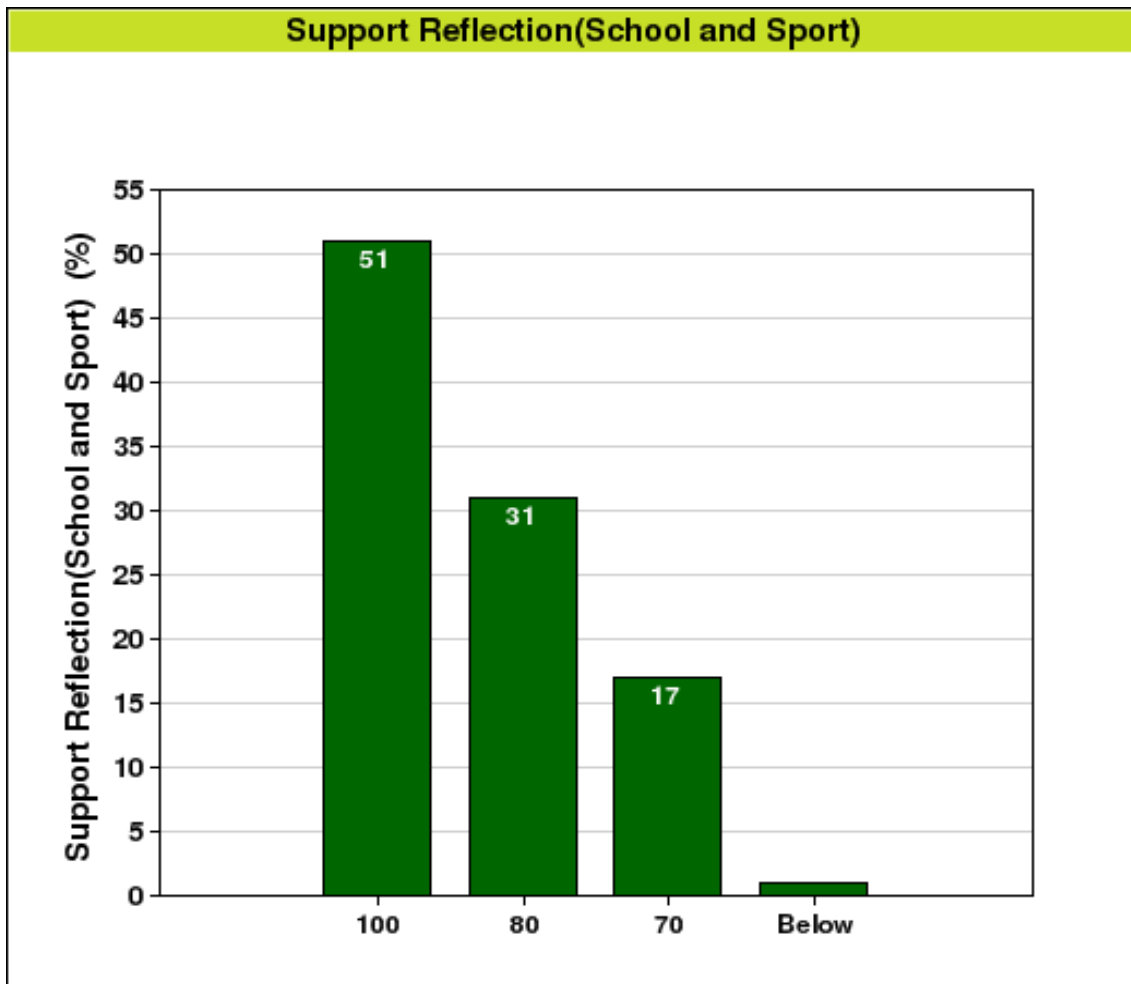


**Report on Student Outcomes and School Climate**  
**OurSCHOOL Secondary School Survey (9082)**  
**National Sports School Highlights**

## Multiple Choice Question

Students were asked: "Select the response that indicates how you are being supported by staff at NSS to manage your learning goals and your sport goals in 2022-2023?"

- Excellent (100)
- Mostly supported. (80)
- Somewhat supported. (70)
- Not at all. (Below)





**Report on Student Outcomes and School Climate**  
**OurSCHOOL Secondary School Survey (9082)**  
**National Sports School Highlights**

## Multiple Choice Question

Students were asked: "NSS has a Mental Performance Consultant for sport related support and a Family School Liaison Counselor for mental health related needs. Both of these roles are intended to support the mental wellness of student-athletes. Please indicate how you feel these roles supported your mental wellness needs in 2022-2023?"

- Excellent (100)
- Mostly Supported. (80)
- Somewhat supported. (70)
- Not at all. (Below)
- Not applicable to me at this time. (NA)

